



Club Health Assessment for District 337 A through March 2025

			Status	Membership							Reports					Finance	LCIF
Club Number	Club Name	Charter Date		Current Member Count	YTD Members Added	YTD Members Dropped	YTD Net Growth	YTD Net Growth%	Member Count 12 Months Ago	Avg. length of service for dropped members	Months Since Last MMR ***	Yrs. Since Last Officer Report	President Rotation	Vice President Reported ****	Months Since Last Activity Report ***	Account Balance	Donations for current Fiscal Year
			Number of times on status quo within last two years	If below 15 members appears				If net loss is greater than 20% appears			If no report in 3 months appears in	When more than one year appears in	Number of repeat terms	Notes the officers that do not have an active	If no report at 12 months appears in red		
Clubs less than two years old																	
177436	Fukuoka Tobu	10/01/2024	Active	32	34	2	32	100.00%	0	5	1			S,M,VP,SC	N/A		\$2,400.12
177165	KITAKYUSHU MIRAI	09/18/2024	Active	37	37	0	37	100.00%	0		-1			M,VP,SC	N/R		\$1,000.00
Clubs more than two years old																	
23991	ASAKURA	03/17/1961	Active	75	8	3	5	7.14%	85	7	0			P,S,T,VP,SC	2		\$7,626.86
Exc Award (06/30/2018)																	
23993	BUZEN	03/25/1961	Active	62	3	5	-2	-3.13%	64	28	2			S,T,M,VP,SC	12		\$3,859.93
23994	CHIKUGO	03/24/1961	Active	50	0	1	-1	-1.96%	51	27	0		N	SC	0		\$652.96
61393	CHIKUGO NANO HANA	12/29/1998	Active	66	8	1	7	11.86%	58	1	1		N	SC	1		\$11,457.84
Exc Award (06/30/2018, 06/30/2022)																	
44152	CHIKUHO	06/13/1984	Active	34	1	1	0	0.00%	34	38	4			P,T,VP,SC	12	90+ Days	\$404.84
40294	DAZAIFU	07/14/1981	Active	75	3	5	-2	-2.60%	76	10	0		N	P,S,T,M,VP SC	10		\$2,119.39
Exc Award (06/30/2018)																	
23998	FUKUOKA	06/14/1955	Active	52	6	0	6	13.04%	47		1			S,T,VP,SC	20		\$4,936.94
Exc Award (06/30/2017, 06/30/2022, 06/30/20)																	
40833	FUKUOKA AKASAKA	01/31/1982	Active	79	0	7	-7	-8.14%	87	11	7			S,T,VP,SC	2		\$2,483.20
Exc Award (06/30/2017, 06/30/2020, 06/30/20)																	
51121	FUKUOKA BAY CITY 21	12/12/1990	Active	26	1	1	0	0.00%	26	13	1		2	M,VP,SC	3		\$3,300.36
Exc Award (06/30/2019, 06/30/2023, 06/30/20)																	
47468	FUKUOKA BUNKA HEIWA	06/09/1987	Active	20	1	0	1	5.26%	33		8			P,M,VP,SC	10		\$261.18
Exc Award (06/30/2017)																	
34914	FUKUOKA CHIKUZEN	12/30/1977	Active	22	2	0	2	10.00%	22		8			P,M,VP,SC	6		\$2,287.31
Exc Award (06/30/2017, 06/30/2018, 06/30/20)																	
24000	FUKUOKA CHUO	07/17/1963	Active	59	3	4	-1	-1.67%	63	5	1			S,VP,SC	21		\$1,657.30
Exc Award (06/30/2018, 06/30/2021, 06/30/20)																	
35666	FUKUOKA DAIICHI	05/31/1978	Active	36	2	3	-1	-2.70%	40	28	5		N	P,M,SC	24+		\$444.01
47041	FUKUOKA DAIMYO	03/09/1987	Active	43	3	0	3	7.50%	42		1			S,T,VP,SC	2		\$391.78
Exc Award (06/30/2024)																	



Club Health Assessment for District 337 A through March 2025

			Status	Membership							Reports					Finance		LCIF
Club Number	Club Name	Charter Date		Current Member Count	YTD Members Added	YTD Members Dropped	YTD Net Growth	YTD Net Growth%	Member Count 12 Months Ago	Avg. length of service for dropped members	Months Since Last MMR ***	Yrs. Since Last Officer Report	President Rotation	Vice President Reported ****	Months Since Last Activity Report ***	Account Balance	Donations for current Fiscal Year	
			Number of times on status quo within last two years	If below 15 members appears					If net loss is greater than 20% appears		If no report in 3 months appears in	When more than one year appears in	Number of repeat terms	Notes the officers that do not have an active	If no report at 12 months appears in red			
49122	FUKUOKA EAST	12/27/1988	Active	21	0	2	-2	-8.70%	22	10	0		2	P,T,M,VP,SC	6		\$595.16	
Exc Award (06/30/2018, 06/30/2023)																		
64933	FUKUOKA FIFTY	01/24/2002	Active	41	0	2	-2	-4.65%	42	7	3			S,T,M,VP,SC	0		\$926.85	
Exc Award (06/30/2016, 06/30/2018, 06/30/2023)																		
23995	FUKUOKA FUYO	06/06/1972	Active	18	0	0	0	0.00%	18		10			P,M,VP,SC	6		\$695.18	
Exc Award (06/30/2023)																		
48842	FUKUOKA GENKAI	07/25/1988	Active	77	3	2	1	1.32%	82	40	0			T,M,VP,SC	9		\$48,572.53	
Exc Award (06/30/2018, 06/30/2020, 06/30/2023)																		
150179	Fukuoka Global	04/18/2022	Active	16	0	1	-1	-5.88%	19	21	8		None	P,T,M,VP,SC	24+		\$2,156.72	
24001	FUKUOKA HAKATA	06/15/1965	Active	57	0	1	-1	-1.72%	63	11	4			T,M,VP,SC	1		\$13,019.30	
Exc Award (06/30/2017, 06/30/2018, 06/30/2023)																		
53138	FUKUOKA HAKATA CITY	05/20/1992	Active	24	1	1	0	0.00%	28	2	0			T,M,VP,SC	15		\$1,683.00	
Exc Award (06/30/2022)																		
23999	FUKUOKA HAKATA HIGASHI	06/26/1968	Active	27	2	0	2	8.00%	28		2			T,M,VP,SC	13		\$6,072.83	
Exc Award (06/30/2016)																		
150968	Fukuoka Hakata Mirai	06/10/2022	Active	31	0	8	-8	-20.51%	39	7	3		N	P,T,M,SC	24+		\$6,261.19	
Exc Award (06/30/2023)																		
30292	FUKUOKA HAKATA-NAKA	02/25/1975	Active	29	0	0	0	0.00%	30		9			S,M,VP,SC	24+		\$729.54	
Exc Award (06/30/2017, 06/30/2018, 06/30/2023)																		
63150	FUKUOKA HANA	05/05/2000	Active	53	4	19	-15	-22.06%	70	10	1			S,T,M,VP,SC	10		\$25,659.32	
Exc Award (06/30/2017)																		
88719	FUKUOKA JONAN	06/22/2005	Active	21	2	1	1	5.00%	25	3	0			P,S,VP,SC	0		\$4,261.29	
40834	FUKUOKA JOTO	01/31/1982	Active	35	2	2	0	0.00%	35	2	3			P,S,T,VP,SC	1		\$457.07	
Exc Award (06/30/2017, 06/30/2018, 06/30/2023)																		
23996	FUKUOKA KAKUJO	06/06/1972	Active	25	0	3	-3	-10.71%	29	32	0			M,VP,SC	4		\$1,352.61	
35280	FUKUOKA KITA	03/06/1978	Active	34	2	2	0	0.00%	35	43	1			S,T,M,VP,SC	3		\$2,980.15	
Exc Award (06/30/2018, 06/30/2022)																		
49962	FUKUOKA KOHROKAN	11/03/1989	Active	10	1	0	1	11.11%	11		4			P,S,T,M,VP SC	24+	90+ Days	\$64.63	



Club Health Assessment for District 337 A through March 2025

			Status	Membership							Reports					Finance	LCIF
Club Number	Club Name	Charter Date		Current Member Count	YTD Members Added	YTD Members Dropped	YTD Net Growth	YTD Net Growth%	Member Count 12 Months Ago	Avg. length of service for dropped members	Months Since Last MMR ***	Yrs. Since Last Officer Report	President Rotation	Vice President Reported ****	Months Since Last Activity Report ***	Account Balance	Donations for current Fiscal Year
			Number of times on status quo within last two years	If below 15 members appears				If net loss is greater than 20% appears			If no report in 3 months appears in	When more than one year appears in	Number of repeat terms	Notes the officers that do not have an active	If no report at 12 months appears in red		
47469	FUKUOKA KURODA	06/03/1987	Active	44	2	3	-1	-2.22%	45	18	3		2	P,S,T,M,VP SC	3	90+ Days	\$4,148.36
	Exc Award (06/30/2016, 06/30/2018, 06/30/20)																
43694	FUKUOKA KUSHIDA	03/26/1984	Active	53	3	2	1	1.92%	58	6	0			T,M,VP,SC	14		\$2,546.47
	Exc Award (06/30/2016, 06/30/2017, 06/30/20)																
42924	FUKUOKA LIBERTY	06/10/1983	Active	16	0	0	0	0.00%	20		8			S,M,VP,SC	2		
24003	FUKUOKA MAIZURU	06/14/1971	Active	17	0	0	0	0.00%	17		0			M,VP,SC	1		\$1,181.90
	Exc Award (06/30/2016, 06/30/2019)																
52943	FUKUOKA MAKOTO	04/20/1992	Active	17	1	1	0	0.00%	18	37	2			T,M,VP,SC	6		\$462.88
	Exc Award (06/30/2016, 06/30/2018)																
24002	FUKUOKA MINAMI	02/19/1966	Active	50	3	0	3	6.38%	48		1		N	T,M,VP,SC	18		\$5,323.17
	Exc Award (06/30/2019)																
60763	FUKUOKA NANOKA	05/12/1998	Active	27	2	1	1	3.85%	38	26	1			T,M,VP,SC	3	\$519.65	
	Exc Award (06/30/2016, 06/30/2017, 06/30/20)																
35281	FUKUOKA NANOTSU	03/15/1978	Active	47	0	1	-1	-2.08%	49	26	3			P,S,T,M,VP SC	4	\$1,567.22	
	Exc Award (06/30/2018)																
23997	FUKUOKA NISHI	02/11/1969	Active	26	0	0	0	0.00%	28		9			M,VP,SC	0	\$1,449.02	
	Exc Award (06/30/2017, 06/30/2018, 06/30/20)																
55964	FUKUOKA NORMALIZATION	06/29/1994	Active	22	0	3	-3	-12.00%	29	12	0			M,VP,SC	9	\$2,222.02	
	Exc Award (06/30/2016, 06/30/2018, 06/30/20)																
40972	FUKUOKA OHORI	02/03/1982	Active	24	1	2	-1	-4.00%	26	13	0			S,T,M,VP,SC	1	\$1,313.42	
137424	Fukuoka Peace	02/20/2019	Active	16	3	2	1	6.67%	16	4	3			P,M,VP,SC	4	\$2,434.27	
48007	FUKUOKA REIMEI	12/28/1987	Active	22	2	0	2	10.00%	21		0			P,S,T,M,VP SC	1	\$1,287.31	
	Exc Award (06/30/2016)																
148725	Fukuoka Safety	11/17/2021	Active	28	1	0	1	3.70%	26		2		2	P,T,M,VP,SC	13	\$2,652.68	
50056	FUKUOKA SAKURA	12/12/1989	Active	26	2	2	0	0.00%	27	28	3			P,M,VP,SC	0	\$5,961.02	
	Exc Award (06/30/2016, 06/30/2018)																
60712	FUKUOKA SENIOR	04/28/1998	Active	14	0	0	0	0.00%	15		8		None	P,S,M,VP,SC	19	\$182.83	
97864	FUKUOKA TAIJU	10/24/2006	Active	23	1	2	-1	-4.17%	27	14	0			S,T,M,VP,SC	4	\$182.83	



Club Health Assessment for District 337 A through March 2025

			Status	Membership							Reports					Finance		LCIF
Club Number	Club Name	Charter Date		Current Member Count	YTD Members Added	YTD Members Dropped	YTD Net Growth	YTD Net Growth%	Member Count 12 Months Ago	Avg. length of service for dropped members	Months Since Last MMR ***	Yrs. Since Last Officer Report	President Rotation	Vice President Reported ****	Months Since Last Activity Report ***	Account Balance	Donations for current Fiscal Year	
			Number of times on status quo within last two years	If below 15 members appears					If net loss is greater than 20% appears			If no report in 3 months appears in	When more than one year appears in	Number of repeat terms	Notes the officers that do not have an active	If no report at 12 months appears in red		
124482	Fukuoka Taiyou	04/07/2015	Active	12	2	0	2	20.00%	28		8			N	SC	4		\$503.65
Exc Award (06/30/2022)																		
36953	FUKUOKA TENJIN LIBERTY	04/18/1979	Active	33	1	1	0	0.00%	34	1	3				M,VP,SC	1		\$1,064.13
Exc Award (06/30/2018, 06/30/2022, 06/30/2024)																		
30985	HONAMI	06/20/1975	Active	58	5	8	-3	-4.92%	58	13	0				T,M,VP,SC	5		\$10,574.61
24010	IIZUKA	12/21/1960	Active	94	6	5	1	1.08%	90	13	0			N	T,M,VP,SC	13		\$10,664.66
Exc Award (06/30/2017, 06/30/2019)																		
137486	Iizuka Cattleya	02/22/2019	Active	33	1	2	-1	-2.94%	37	2	1			N	P,M,VP,SC	5		\$1,261.18
64829	IIZUKA RYUOH	12/04/2001	Active	79	2	10	-8	-9.20%	85	12	0				T,M,VP,SC	1		\$10,757.45
Exc Award (06/30/2022)																		
38399	IKI L C	04/11/1980	Active	25	0	2	-2	-7.41%	27	10	3				M,VP,SC	16		\$2,479.97
24009	INATSUKI	02/20/1966	Active	29	0	1	-1	-3.33%	31	13	2				P,T,VP,SC	11		\$3,164.72
Exc Award (06/30/2018)																		
59313	ITO FUKUOKA	04/01/1997	Active	44	3	0	3	7.32%	41		4				S,T,VP,SC	9		\$2,618.32
Exc Award (06/30/2018)																		
24013	ITOSHIMA	08/07/1969	Active	77	5	0	5	6.94%	73		1			N	M,SC	0		\$2,979.45
Exc Award (06/30/2016, 06/30/2019)																		
24014	KAHO	09/20/1966	Active	31	1	5	-4	-11.43%	36	22	0				P,T,VP	0		\$1,650.72
Exc Award (06/30/2024)																		
24018	KAMITAGAWA	01/12/1964	Active	20	0	0	0	0.00%	19		11				P,T,M,VP,SC	0	90+ Days	\$208.95
39253	KANDA	12/04/1980	Active	39	6	4	2	5.41%	37	7	0				P,T,VP,SC	0		\$1,404.84
Exc Award (06/30/2018)																		
54528	KASUYA MINAMI	05/25/1993	Active	30	3	3	0	0.00%	30	12	0			N		13		\$5,991.83
Exc Award (06/30/2018, 06/30/2020)																		
38769	KAZURU FUKUOKA L C	06/17/1980	Active	0	0	0	0	0.00%	22		10	1	None		P,S,T,M,VP SC	23		
Exc Award (06/30/2018)																		
38532	KEISEN	05/28/1980	Active	21	0	9	-9	-30.00%	30	16	0				S,T,VP,SC	6		\$261.18
Exc Award (06/30/2017)																		



Club Health Assessment for District 337 A through March 2025

			Status	Membership							Reports					Finance		LCIF
Club Number	Club Name	Charter Date		Current Member Count	YTD Members Added	YTD Members Dropped	YTD Net Growth	YTD Net Growth%	Member Count 12 Months Ago	Avg. length of service for dropped members	Months Since Last MMR ***	Yrs. Since Last Officer Report	President Rotation	Vice President Reported ****	Months Since Last Activity Report ***	Account Balance	Donations for current Fiscal Year	
			Number of times on status quo within last two years	If below 15 members appears	If net loss is greater than 20% appears					If no report in 3 months appears in		When more than one year appears in	Number of repeat terms	Notes the officers that do not have an active	If no report at 12 months appears in red			
24032	KITA KYUSHU	11/27/1957	Active	32	1	1	0	0.00%	33	4	4		None	P,S,T,M,VP SC	24+	90+ Days	\$2,592.12	
24031	KITA KYUSHU CHUO	03/18/1961	Active	18	0	1	-1	-5.26%	20	35	5			P,VP,SC	1		\$2,195.23	
24022	KITA KYUSHU KOKURA	12/05/1963	Active	62	7	1	6	10.71%	58	11	1		N	S,T,M,VP,SC	0		\$5,444.43	
24026	KITA KYUSHU KUROSAKI	02/19/1971	Active	31	3	2	1	3.33%	29	6	1			M,VP,SC	0		\$4,195.90	
24040	KITA KYUSHU MOJI	09/06/1958	Active	24	0	0	0	0.00%	24		8		N	M,SC	0		\$1,222.01	
24028	KITA KYUSHU NISHI	06/01/1963	Active	26	1	1	0	0.00%	27	7	6			P,S,M,VP,SC	0		\$2,100.41	
24027	KITA KYUSHU TAKATO	07/18/1963	Active	23	1	0	1	4.55%	23		2		None	P,S,T,M,VP SC	0		\$435.95	
24067	KITA KYUSHU TOBATA	02/07/1959	Active	20	0	1	-1	-4.76%	23	7	4		N	S,T,VP,SC	0	90+ Days	\$2,365.66	
24076	KITA KYUSHU WAKAMATSU	02/26/1959	Active	28	7	1	6	27.27%	22	7	1			S,T,M,VP,SC	1		\$1,095.02	
Exc Award (06/30/2022, 06/30/2024)																		
24077	KITA KYUSHU YAHATA	01/22/1959	Active	24	1	1	0	0.00%	26	3	3			P,T,M,VP,SC	0		\$408.95	
118405	KITAKYUSHU DAIICHI	12/03/2012	Active	65	10	1	9	16.07%	56	12	1			P,T,M,VP,SC	2		\$3,291.30	
132163	Kitakyushu Himawari	06/30/2017	Active	18	1	0	1	5.88%	19		1			S,T,M,VP,SC	9		\$104.47	
87777	KITAKYUSHU KOKURA HIGASHI	04/12/2005	Active	36	12	3	9	33.33%	30	10	0		N	P,S,T,M,VP SC	2		\$8,259.80	
28160	KITAKYUSHU KOMONJI	03/08/1974	Active	43	10	1	9	26.47%	55	2	1		None	P,T,M,VP,SC	18		\$1,000.00	
30900	KITAKYUSHU KUKINAMI	06/10/1975	Active	14	1	3	-2	-12.50%	17	11	3			S,M,VP,SC	0		\$195.89	
56377	KITAKYUSHU OGASAWARA	12/28/1994	Active	18	4	0	4	28.57%	15		0		None	P,S,T,M,VP SC	24+		\$223.42	
60713	KITAKYUSHU SENIOR	04/30/1998	Active	24	4	1	3	14.29%	21	5	5			P,T,M,VP,SC	0		\$208.95	
38109	KITAKYUSHU SHISUI	02/06/1980	Active	49	4	2	2	4.26%	48	11	0		None	P,S,T,M,VP SC	3	90+ Days	\$33,460.26	
24033	KUROGI	08/25/1961	Active	24	0	1	-1	-4.00%	26	10	6			S,T,M,VP,SC	0	90+ Days		
24034	KURUME	03/10/1956	Active	38	3	1	2	5.56%	38	6	3		N	M,SC	0		\$1,457.08	
Exc Award (06/30/2019, 06/30/2021)																		
47540	KURUME ARIMA	06/23/1987	Active	57	5	3	2	3.64%	55	9	2		N	P,M,SC	1		\$3,652.98	
Exc Award (06/30/2016, 06/30/2019, 06/30/2020)																		
24036	KURUME CHUO	10/17/1963	Active	33	2	1	1	3.13%	35	1	8		N	M,SC	0		\$2,339.54	
Exc Award (06/30/2019)																		



Club Health Assessment for District 337 A through March 2025

			Status	Membership							Reports					Finance	LCIF
Club Number	Club Name	Charter Date		Current Member Count	YTD Members Added	YTD Members Dropped	YTD Net Growth	YTD Net Growth%	Member Count 12 Months Ago	Avg. length of service for dropped members	Months Since Last MMR ***	Yrs. Since Last Officer Report	President Rotation	Vice President Reported ****	Months Since Last Activity Report ***	Account Balance	Donations for current Fiscal Year
			Number of times on status quo within last two years	If below 15 members appears				If net loss is greater than 20% appears			If no report in 3 months appears in	When more than one year appears in	Number of repeat terms	Notes the officers that do not have an active	If no report at 12 months appears in red		
24035	KURUME RINDO	06/29/1971	Active	56	2	6	-4	-6.67%	65	18	0			N	M,SC	4	\$1,509.31
53287	KURUME TAKAMURE	06/09/1992	Active	29	1	1	0	0.00%	29	1	3			N	P,T,M,VP,SC	0	\$1,365.66
24038	MIYAWAKA	03/21/1963	Active	41	1	2	-1	-2.38%	44	12	0				P,T,M,VP,SC	24+	\$3,194.82
24047	NAKAMA	03/20/1961	Active	40	3	5	-2	-4.76%	38	8	2			N	P,S,T,M,SC	13	\$2,261.19
24048	NOOGATA	05/10/1958	Active	54	3	7	-4	-6.90%	58	16	0			N	T,M,SC	2	\$2,770.51
24049	OGORI	03/20/1973	Active	37	1	1	0	0.00%	38	10	4			N	P,S,T,M,VP SC	16	\$1,166.77
24050	OKAWA	03/24/1961	Active	45	1	4	-3	-6.25%	53	16	0				S,T,VP,SC	12	\$6,548.50
Exc Award (06/30/2019)																	
36787	OKAWA CHUO	03/07/1979	Active	37	0	2	-2	-5.13%	42	13	3			N	P,S,M,VP,SC	13	\$13,409.31
Exc Award (06/30/2023)																	
24051	OMUTA	11/06/1959	Active	57	7	1	6	11.76%	55	0	0				T,VP,SC	0	\$20,818.26
Exc Award (06/30/2018)																	
24053	OMUTA CHUO	02/15/1968	Active	31	2	1	1	3.33%	33	39	0				P,T,M,VP,SC	24+	\$23,175.41
Exc Award (06/30/2018)																	
136960	Omuta Daisy	12/12/2018	Active	16	0	0	0	0.00%	21		10			R	M,SC	9	\$1,314.81
47654	ONOJO	07/28/1987	Active	42	5	3	2	5.00%	42	2	1			N	T,M,SC	0	\$1,423.03
Exc Award (06/30/2022)																	
24062	SETAKA	02/11/1965	Active	48	2	1	1	2.13%	46	2	0			N	VP,SC	1	\$1,626.84
24017	SHIMOTAGAWA L C	03/21/1965	Active	30	0	2	-2	-6.25%	33	17	3			N	T,M,VP,SC	24+	\$1,455.61
57495	SHONAI	11/15/1995	Active	32	1	4	-3	-8.57%	36	3	0				P,S,T,M,VP SC	11	\$2,585.68
Exc Award (06/30/2018, 06/30/2022)																	
24066	TAGAWA	12/21/1960	Active	108	5	2	3	2.86%	112	21	1			N	VP,SC	20	\$11,136.18
24069	TSUKUSHI	08/05/1962	Active	75	5	2	3	4.17%	72	4	3			N	M,VP,SC	14	\$5,516.72
29161	TSUKUSHI CHUO	04/23/1974	Active	69	7	6	1	1.47%	67	14	0			N	SC	0	\$9,391.32
Exc Award (06/30/2021, 06/30/2023, 06/30/2024)																	
24070	TSUSHIMA L C	11/01/1967	Active	34	3	1	2	6.25%	31	1	0			R	P,S,T,M,SC	24+	\$248.13
24073	UKIHA L C	12/04/1962	Active	25	0	0	0	0.00%	24		1			N	M,SC	0	\$6,113.42



Club Health Assessment for District 337 A through March 2025

			Status	Membership							Reports				Finance	LCIF	
Club Number	Club Name	Charter Date		Current Member Count	YTD Members Added	YTD Members Dropped	YTD Net Growth	YTD Net Growth%	Member Count 12 Months Ago	Avg. length of service for dropped members	Months Since Last MMR ***	Yrs. Since Last Officer Report	President Rotation	Vice President Reported ****	Months Since Last Activity Report ***	Account Balance	Donations for current Fiscal Year
			Number of times on status quo within last two years	If below 15 members appears				If net loss is greater than 20% appears			If no report in 3 months appears in	When more than one year appears in	Number of repeat terms	Notes the officers that do not have an active	If no report at 12 months appears in red		
Exc Award (06/30/2020)																	
41118	UKIHA MINOU	03/02/1982	Active	26	0	0	0	0.00%	26		12			N	P,S,T,M,VP SC	13	90+ Days \$507.58
Exc Award (06/30/2018)																	
29420	WAKASUGI FUKUOKA L C	05/31/1974	Active	34	0	0	0	0.00%	33		8			N	P,T,SC	3	\$5,413.99
Exc Award (06/30/2024)																	
24078	YAMADA	11/11/1960	Active	29	0	1	-1	-3.33%	34	1	6				S,T,M,VP,SC	12	\$2,419.36
24079	YAME	03/20/1957	Active	91	3	2	1	1.11%	91	10	0			N	T,VP	1	\$11,183.45
Exc Award (06/30/2017, 06/30/2018)																	
24080	YANAGAWA	03/19/1961	Active	56	1	1	0	0.00%	57	23	3			N	P,T,M,VP,SC	13	\$3,104.89
Exc Award (06/30/2018)																	
24081	YUKUHASHI	05/09/1959	Active	122	8	6	2	1.67%	120	14	0				VP,SC	0	\$7,501.83

Clubs Cancelled Previous Fiscal Year – Clubs Cancelled within last 12 months may be reinstated

Club Number	Club Name	Charter Date	Current Status*	Cancellation Date
24023	KITA KYUSHU DOKAI	09/27/1963	Cancelled(6*)	12/29/2023
32452	KITAKYUSHU MOJI MINATO	06/21/1976	Cancelled(6*)	06/29/2024

Current Total Clubs Count	YTD New Clubs Count	YTD Cancelled Clubs Count	YTD Net Club Gain	Current Total Members Count	YTD Add	YTD Drop	YTD Net Growth	YTD Net Growth %	Member Count 12 Months Ago	Average Member Count Per Club	% of Clubs with less than 20 members	% No MMR in 3 Months	% No Officer Report in 12 Months	% of Clubs with balance 90+ days	Number of Clubs in Status Quo	% Status Quo Clubs in Financial Suspension	Number of Cancelled Clubs	Average Cancelled Club Age	Members Lost Due to Cancellation	% of Clubs Cancelled for Non-Financial Reasons
113	2	0	2	4,355	323	233	90	2.11%	4,490	39	13%	42%	1%	9%	0	0%	0	0	0	0%

* - P - Priority Club. Cancellation Reasons: 1-Objectives/conduct, 2-Non-active club, 5-Non-existing club, 6-Disbanding, 7-Merger, 8-Financial Suspension, 9-District/Multiple District Dues.

** - Abbreviation: P-President, S-Secretary, T-Treasurer, M-Member Chairperson, VP-First Vice President, MC-Communications Chairperson, SC-Service Chairperson

*** - Abbreviation: N/R - Never reported using the Lions Clubs website, N/A - Not applicable, No password registered for the Lions Clubs website.

**** - Abbreviation: N - New, IP - Immediate Past, R - Repeat.



Club Health Assessment for District 337 B through March 2025

			Status	Membership						Reports					Finance		LCIF
Club Number	Club Name	Charter Date		Current Member Count	YTD Members Added	YTD Members Dropped	YTD Net Growth	YTD Net Growth%	Member Count 12 Months Ago	Avg. length of service for dropped members	Months Since Last MMR ***	Yrs. Since Last Officer Report	President Rotation	Vice President Reported ****	Months Since Last Activity Report ***	Account Balance	Donations for current Fiscal Year
			Number of times on status quo within last two years	If below 15 members appears				If net loss is greater than 20% appears			If no report in 3 months appears in	When more than one year appears in	Number of repeat terms	Notes the officers that do not have an active	If no report at 12 months appears in red		
Clubs less than two years old																	
181046	Miyazaki International University	03/14/2025	Newly Chartered	23	23	0	23	100.00%	0		0			T,M,VP,SC	0		
Clubs more than two years old																	
24384	AJIMU-INNAI Exc Award (06/30/2019, 06/30/2024)	03/28/1967	Active	32	1	1	0	0.00%	31	5	7			R P,T,M,VP,SC	0		
24390	BEPPU Exc Award (06/30/2018, 06/30/2020, 06/30/2024)	04/18/1959	Active	31	1	0	1	3.33%	28		8			VP,SC	0		\$2,548.95
24391	BEPPU CHUO Exc Award (06/30/2020, 06/30/2022)	02/23/1967	Active	34	1	0	1	3.03%	34		1			VP,SC	0		\$879.75
31674	BEPPU IDEYU Exc Award (06/30/2016, 06/30/2018, 06/30/2024)	02/03/1976	Active	27	1	1	0	0.00%	27	11	4			VP,SC	0		\$550.98
24393	BUNGO TAKADA Exc Award (06/30/2017, 06/30/2018, 06/30/2024)	06/23/1962	Active	53	3	2	1	1.92%	51	26	3		N	P,S,T,M,VP SC	0		\$895.92
24397	HIJI Exc Award (06/30/2016, 06/30/2018, 06/30/2024)	05/10/1967	Active	35	5	2	3	9.38%	30	20	0			M,VP,SC	0		
24398	HITA Exc Award (06/30/2024)	07/07/1957	Active	84	4	0	4	5.00%	81		1			M,VP,SC	0		\$1,232.43
24399	HITA SUIMEI Exc Award (06/30/2018, 06/30/2020)	09/09/1971	Active	20	0	0	0	0.00%	23		10			VP,SC	0		\$400.00
24401	HYUGA Exc Award (06/30/2017, 06/30/2018, 06/30/2024)	02/03/1961	Active	49	3	1	2	4.26%	48	7	1		N	T,M,VP,SC	0		\$1,657.22
43440	HYUGA HIMAWARI Exc Award (06/30/2016, 06/30/2018, 06/30/2024)	01/30/1984	Active	21	1	2	-1	-4.55%	22	13	8		N	M,SC	0		
24407	KADOGAWA Exc Award (06/30/2018)	11/26/1967	Active	15	0	0	0	0.00%	8		3		3	T,M,VP,SC	0		
24417	KAWAMINAMI Exc Award (06/30/2019)	01/13/1968	Active	26	3	2	1	4.00%	26	19	0			P,T,VP,SC	0		\$481.05
24419	KITSUKI	04/09/1961	Active	40	2	0	2	5.26%	41		2		N	M,SC	0		




Club Health Assessment for District 337 B through March 2025

			Status	Membership							Reports					Finance	LCIF
Club Number	Club Name	Charter Date		Current Member Count	YTD Members Added	YTD Members Dropped	YTD Net Growth	YTD Net Growth%	Member Count 12 Months Ago	Avg. length of service for dropped members	Months Since Last MMR ***	Yrs. Since Last Officer Report	President Rotation	Vice President Reported ****	Months Since Last Activity Report ***	Account Balance	Donations for current Fiscal Year
			Number of times on status quo within last two years	If below 15 members appears				If net loss is greater than 20% appears			If no report in 3 months appears in	When more than one year appears in	Number of repeat terms	Notes the officers that do not have an active	If no report at 12 months appears in red		
Exc Award (06/30/2016, 06/30/2022)																	
24421	KOBAYASHI	11/05/1962	Active	44	1	2	-1	-2.22%	45	23	2			N	P,T,M,SC	0	\$6,074.62
Exc Award (06/30/2017, 06/30/2020, 06/30/2024)																	
52124	KOBAYASHI COSMOS	10/28/1991	Active	23	2	2	0	0.00%	23	19	1		2		T,M,VP,SC	0	\$1,460.01
Exc Award (06/30/2020)																	
24430	KUSHIMA	08/22/1960	Active	31	2	1	1	3.33%	30	22	7				S,T,M,VP,SC	3	
Exc Award (06/30/2018, 06/30/2020)																	
24429	KUSU	07/15/1963	Active	68	0	1	-1	-1.45%	69	13	0			N	S,M,VP,SC	0	\$4,380.13
Exc Award (06/30/2016, 06/30/2019, 06/30/2024)																	
24439	MIE	01/15/1963	Active	64	2	10	-8	-11.11%	72	7	2				S,T,M,VP,SC	0	\$942.48
Exc Award (06/30/2016, 06/30/2017, 06/30/2024)																	
24445	MIYAKONOJO	02/23/1961	Active	36	1	2	-1	-2.70%	38	17	2				S,M,VP,SC	7	\$1,060.00
Exc Award (06/30/2018, 06/30/2022)																	
62295	MIYAKONOJO BLUE SKY	08/10/1999	Active	17	0	1	-1	-5.56%	22	1	1			N	SC	0	\$2,600.01
Exc Award (06/30/2016, 06/30/2017, 06/30/2024)																	
48492	MIYAKONOJO CHUO	04/20/1988	Active	80	4	5	-1	-1.23%	81	17	0			N	M,SC	0	\$4,360.25
Exc Award (06/30/2017, 06/30/2023, 06/30/2024)																	
49407	MIYAKONOJO CITY	04/11/1989	Active	24	1	3	-2	-7.69%	26	18	0			N	SC	0	\$848.68
Exc Award (06/30/2016)																	
75932	MIYAKONOJO KANE MIDAKE	06/30/2003	Active	38	2	0	2	5.56%	38		4		2	N	T,M,VP,SC	0	\$274.51
Exc Award (06/30/2018, 06/30/2024)																	
24446	MIYAKONOJO KIRISHIMA	01/18/1968	Active	49	11	1	10	25.64%	41	1	0				S,M,VP,SC	0	\$16,343.59
Exc Award (06/30/2019, 06/30/2020, 06/30/2024)																	
35465	MIYAKONOJO KITA	04/17/1978	Active	35	2	3	-1	-2.78%	40	4	2				S,T,M,VP,SC	0	\$1,700.00
Exc Award (06/30/2019, 06/30/2021, 06/30/2024)																	
24449	MIYAZAKI	04/17/1960	Active	31	3	0	3	10.71%	28		1			N	SC	0	\$520.23
Exc Award (06/30/2016, 06/30/2017, 06/30/2024)																	
24450	MIYAZAKI CHUO	05/29/1966	Active	30	4	0	4	15.38%	27		1				S,T,M,VP,SC	0	\$440.04
Exc Award (06/30/2016, 06/30/2018, 06/30/2024)																	



Club Health Assessment for District 337 B through March 2025

			Status	Membership							Reports					Finance	LCIF
Club Number	Club Name	Charter Date		Current Member Count	YTD Members Added	YTD Members Dropped	YTD Net Growth	YTD Net Growth%	Member Count 12 Months Ago	Avg. length of service for dropped members	Months Since Last MMR ***	Yrs. Since Last Officer Report	President Rotation	Vice President Reported ****	Months Since Last Activity Report ***	Account Balance	Donations for current Fiscal Year
			Number of times on status quo within last two years	If below 15 members appears				If net loss is greater than 20% appears			If no report in 3 months appears in	When more than one year appears in	Number of repeat terms	Notes the officers that do not have an active	If no report at 12 months appears in red		
24448	MIYAZAKI HAMAYU	11/03/1967	Active	23	2	2	0	0.00%	42	24	2			N	M,SC	0	\$1,420.00
	Exc Award (06/30/2016, 06/30/2018, 06/30/2020)																
47708	MIYAZAKI HIMUKA	09/08/1987	Active	21	1	0	1	5.00%	21		8			R	M,VP,SC	0	\$420.04
	Exc Award (06/30/2016, 06/30/2017, 06/30/2020)																
51053	MIYAZAKI OCEAN	11/05/1990	Active	77	0	4	-4	-4.94%	74	5	0			N	M,SC	0	\$5,975.11
	Exc Award (06/30/2016, 06/30/2017, 06/30/2020)																
39255	MIYAZAKI PHOENIX	12/10/1980	Active	16	0	1	-1	-5.88%	19	23	0			N	VP,SC	0	\$320.04
	Exc Award (06/30/2020)																
24451	MIYAZAKI TACHIBANA	10/06/1962	Active	43	1	1	0	0.00%	46	2	0			N	S,T,M,SC	0	\$3,680.03
	Exc Award (06/30/2020)																
24454	NAKATSU	04/17/1959	Active	92	1	2	-1	-1.08%	94	34	1			N	SC	0	\$3,120.39
	Exc Award (06/30/2016, 06/30/2017, 06/30/2020)																
39791	NAKATSU OKIDAI	04/06/1981	Active	65	2	2	0	0.00%	68	23	0				M,VP,SC	0	\$2,229.91
	Exc Award (06/30/2018)																
24457	NICHINAN	07/01/1961	Active	28	0	0	0	0.00%	28		10				M,VP,SC	0	\$162.57
	Exc Award (06/30/2018, 06/30/2019, 06/30/2020)																
24458	NOBEOKA	12/20/1960	Active	39	1	4	-3	-7.14%	41	14	0				P,S,T,VP,SC	0	\$2,840.09
	Exc Award (06/30/2016, 06/30/2023, 06/30/2020)																
37014	NOBEOKA GOKASE	04/30/1979	Active	27	1	3	-2	-6.90%	33	22	0				P,S,M,VP,SC	0	\$405.98
24459	NOBEOKA KOYO	02/25/1968	Active	11	0	0	0	0.00%	11		11				P,M,VP,SC	0	\$224.69
	Exc Award (06/30/2017, 06/30/2022, 06/30/2020)																
24460	OITA	02/25/1959	Active	82	8	2	6	7.89%	78	1	1				S,T,VP,SC	0	\$820.00
	Exc Award (06/30/2017, 06/30/2022, 06/30/2020)																
99832	OITA BAIKA	06/29/2007	Active	23	1	1	0	0.00%	23	1	3				VP,SC	0	\$1,278.88
	Exc Award (06/30/2018, 06/30/2022, 06/30/2020)																
24461	OITA CHUO	05/26/1965	Active	36	2	0	2	5.88%	36		8				T,VP,SC	0	\$720.00
	Exc Award (06/30/2016, 06/30/2017, 06/30/2020)																
24462	OITA FUNAI	10/11/1962	Active	32	3	3	0	0.00%	32	11	0			N	P,S,T,M,VP SC	0	\$500.01
	Exc Award (06/30/2016, 06/30/2022, 06/30/2020)																




Club Health Assessment for District 337 B through March 2025

			Status	Membership							Reports					Finance		LCIF
Club Number	Club Name	Charter Date		Current Member Count	YTD Members Added	YTD Members Dropped	YTD Net Growth	YTD Net Growth%	Member Count 12 Months Ago	Avg. length of service for dropped members	Months Since Last MMR ***	Yrs. Since Last Officer Report	President Rotation	Vice President Reported ****	Months Since Last Activity Report ***	Account Balance	Donations for current Fiscal Year	
			Number of times on status quo within last two years	If below 15 members appears				If net loss is greater than 20% appears			If no report in 3 months appears in	When more than one year appears in	Number of repeat terms	Notes the officers that do not have an active	If no report at 12 months appears in red			
42035	OITA OZAI	11/15/1982	Active	33	0	1	-1	-2.94%	32	17	3			VP,SC	0		\$474.08	
	Exc Award (06/30/2022, 06/30/2024)																	
24474	SAIKI	12/20/1960	Active	11	1	0	1	10.00%	10		1		5	R M,SC	3			
117331	SAITO-NISHIMERA	06/26/2012	Active	18	0	0	0	0.00%	17		8			P,M,VP,SC	1			
	Exc Award (06/30/2019)																	
57996	SANKO	03/18/1996	Active	26	0	2	-2	-7.14%	27	12	0			T,VP,SC	0		\$639.56	
	Exc Award (06/30/2016, 06/30/2018, 06/30/2020)																	
24484	TAKACHIHO	12/19/1960	Active	43	2	1	1	2.38%	42	0	0		N	T,SC	1		\$3,960.31	
	Exc Award (06/30/2017, 06/30/2018, 06/30/2020)																	
24477	TAKAHARU	02/20/1968	Active	19	0	0	0	0.00%	19		12			S,M,VP,SC	3			
	Exc Award (06/30/2016, 06/30/2020)																	
107984	TAKANABE MAIZURU	04/05/2010	Active	26	0	0	0	0.00%	26		1		N	M,SC	1			
	Exc Award (06/30/2017, 06/30/2018, 06/30/2020)																	
24487	TAKETA	03/09/1964	Active	57	1	2	-1	-1.72%	58	24	2		N	P,S,T,VP,SC	0		\$6,120.07	
	Exc Award (06/30/2016, 06/30/2018, 06/30/2020)																	
49533	TANO	05/22/1989	Active	23	2	2	0	0.00%	23	15	3			M,VP,SC	3			
	Exc Award (06/30/2022)																	
24490	TSUKUMI	01/10/1961	Active	30	1	0	1	3.45%	29		5			VP,SC	0			
	Exc Award (06/30/2017, 06/30/2018, 06/30/2020)																	
34721	TSURUSAKI RINKAI	11/08/1977	Active	31	1	0	1	3.33%	31		5			VP,SC	0		\$130.59	
	Exc Award (06/30/2018, 06/30/2020, 06/30/2022)																	
24497	USA	03/26/1962	Active	30	3	1	2	7.14%	30	0	1			P,S,VP,SC	0		\$5,642.02	
	Exc Award (06/30/2017, 06/30/2019, 06/30/2020)																	
44338	USA NAGASU	10/19/1984	Active	22	1	1	0	0.00%	24	9	0			T,M,VP,SC	0		\$3,604.08	
	Exc Award (06/30/2016, 06/30/2017)																	
127053	Yabakei	03/16/2016	Active	28	0	0	0	0.00%	28		8		N	M,SC	0		\$560.00	
	Exc Award (06/30/2018, 06/30/2020, 06/30/2022)																	
24506	YOKKAICHI-OITA	11/08/1962	Active	52	0	2	-2	-3.70%	54	20	0		N	P,T,VP,SC	0		\$1,000.01	
	Exc Award (06/30/2017, 06/30/2021, 06/30/2022)																	



Club Health Assessment for District 337 B through March 2025

			Status	Membership							Reports					Finance	LCIF
Club Number	Club Name	Charter Date		Current Member Count	YTD Members Added	YTD Members Dropped	YTD Net Growth	YTD Net Growth%	Member Count 12 Months Ago	Avg. length of service for dropped members	Months Since Last MMR ***	Yrs. Since Last Officer Report	President Rotation	Vice President Reported ****	Months Since Last Activity Report ***	Account Balance	Donations for current Fiscal Year
			Number of times on status quo within last two years	If below 15 members appears				If net loss is greater than 20% appears			If no report in 3 months appears in	When more than one year appears in	Number of repeat terms	Notes the officers that do not have an active	If no report at 12 months appears in red		
54643	YUFU Exc Award (06/30/2024)	06/22/1993	Active	21	3	3	0	0.00%	21	3	3		2	T,M,VP,SC	0		\$340.03

Clubs Cancelled Previous Fiscal Year – Clubs Cancelled within last 12 months may be reinstated

Club Number	Club Name	Charter Date	Current Status*	Cancellation Date
24434	KUNISAKI	12/03/1965	Cancelled(6*)	06/29/2024
38111	TAKAOKA AMAGAJO	02/26/1980	Cancelled(6*)	06/29/2024

Current Total Clubs Count	YTD New Clubs Count	YTD Cancelled Clubs Count	YTD Net Club Gain	Current Total Members Count	YTD Add	YTD Drop	YTD Net Growth	YTD Net Growth %	Member Count 12 Months Ago	Average Member Count Per Club	% of Clubs with less than 20 members	% No MMR in 3 Months	% No Officer Report in 12 Months	% of Clubs with balance 90+ days	Number of Clubs in Status Quo	% Status Quo Clubs in Financial Suspension	Number of Cancelled Clubs	Average Cancelled Club Age	Members Lost Due to Cancellation	% of Clubs Cancelled for Non-Financial Reasons
59	1	0	1	2,145	121	82	39	1.85%	2,147	36	12%	37%	0%	0%	0	0%	0	0	0	0%

* - P - Priority Club. Cancellation Reasons: 1-Objectives/conduct, 2-Non-active club, 5-Non-existing club, 6-Disbanding, 7-Merger, 8-Financial Suspension, 9-District/Multiple District Dues.

** - Abbreviation: P-President, S-Secretary, T-Treasurer, M-Member Chairperson, VP-First Vice President, MC-Communications Chairperson, SC-Service Chairperson

*** - Abbreviation: N/R - Never reported using the Lions Clubs website, N/A - Not applicable, No password registered for the Lions Clubs website.

**** - Abbreviation: N - New, IP - Immediate Past, R - Repeat.



Club Health Assessment for District 337 C through March 2025

			Status	Membership							Reports					Finance		LCIF
Club Number	Club Name	Charter Date		Current Member Count	YTD Members Added	YTD Members Dropped	YTD Net Growth	YTD Net Growth%	Member Count 12 Months Ago	Avg. length of service for dropped members	Months Since Last MMR ***	Yrs. Since Last Officer Report	President Rotation	Vice President Reported ****	Months Since Last Activity Report ***	Account Balance	Donations for current Fiscal Year	
			Number of times on status quo within last two years	If below 15 members appears				If net loss is greater than 20% appears			If no report in 3 months appears in	When more than one year appears in	Number of repeat terms	Notes the officers that do not have an active	If no report at 12 months appears in red			
Clubs more than two years old																		
23992	ARIE NISHIARIE L C	01/21/1967	Active	61	2	4	-2	-3.17%	63	4	0			N	P,M,VP,SC	24+	\$640.17	
50146	FUKAE FUTSU	01/29/1990	Active	40	1	0	1	2.56%	40		8	5	None		P,S,T,M,VP SC	24+	\$1,496.47	
Exc Award (06/30/2018)																		
24005	GOTO	11/26/1966	Active	24	1	2	-1	-4.00%	26	2	0				P,M,VP,SC	17	\$3,000.01	
57972	GOTO TSUBAKI	03/11/1996	Active	17	0	2	-2	-10.53%	19	5	0				S,M,VP,SC	24+	\$1,644.96	
106304	HASAMI HONO	08/19/2009	Active	37	1	0	1	2.78%	35		8			N	T,SC	2	\$251.00	
24020	HASAMI L C	02/05/1967	Active	103	2	2	0	0.00%	104	13	2				T,VP,SC	2	\$3,627.47	
66298	HINOEJO	06/28/2002	Active	42	3	1	2	5.00%	42	11	0			N	T,M,SC	12	\$1,078.14	
36648	HIRADO	02/20/1979	Active	41	0	3	-3	-6.82%	45	25	1				P,T,VP,SC	24+	\$1,806.76	
24007	HIZENARITA	08/04/1968	Active	24	0	2	-2	-7.69%	28	4	3			N	T,M,SC	13	\$3,644.95	
24012	IMARI	05/14/1967	Active	125	4	5	-1	-0.79%	134	24	1			N	S,T,M,VP,SC	4	\$17,447.60	
24011	ISAHAYA	12/18/1964	Active	91	2	2	0	0.00%	92	23	0			N	S,T,M,SC	9	90+ Days \$10,080.53	
Exc Award (06/30/2017)																		
41284	ISAHAYA CHUO	04/01/1982	Active	96	3	3	0	0.00%	115	20	0			N	T,VP,SC	11	\$3,205.17	
47012	ISAHAYA HIGASHI	03/03/1987	Active	56	6	2	4	7.69%	50	22	0				S,M,VP,SC	21	\$13,338.60	
57908	ISAHAYA SEN CHURIAN	02/20/1996	Active	32	5	2	3	10.34%	42	18	1				M,VP,SC	N/R	\$1,515.14	
24015	KANZAKI	09/03/1967	Active	48	3	0	3	6.67%	45		8				S,T,M,VP,SC	2	\$1,823.42	
24016	KARATSU	10/01/1962	Active	32	0	0	0	0.00%	33		11				S,T,M,VP,SC	0	\$4,727.51	
Exc Award (06/30/2017)																		
95055	KARATSU CASTLE	01/17/2006	Active	21	0	0	0	0.00%	22		9			N	VP,SC	24+	\$209.15	
38112	KARATSU RAINBOW	02/19/1980	Active	49	2	4	-2	-3.92%	50	4	0				T,VP,SC	0	\$2,488.03	
Exc Award (06/30/2017)																		
24019	KASHIMA	02/26/1961	Active	67	1	1	0	0.00%	73	39	5			N	P,M,SC	6	\$10,201.06	
34798	KISHIMA L C	12/05/1977	Active	70	6	2	4	6.06%	68	7	1				P,T,M,VP,SC	24+	90+ Days \$4,189.53	
24030	KIYAMA	01/30/1973	Active	35	4	3	1	2.94%	33	8	2			N	P,M,VP,SC	10	\$500.05	



Club Health Assessment for District 337 C through March 2025

			Status	Membership							Reports					Finance		LCIF
Club Number	Club Name	Charter Date		Current Member Count	YTD Members Added	YTD Members Dropped	YTD Net Growth	YTD Net Growth%	Member Count 12 Months Ago	Avg. length of service for dropped members	Months Since Last MMR ***	Yrs. Since Last Officer Report	President Rotation	Vice President Reported ****	Months Since Last Activity Report ***	Account Balance	Donations for current Fiscal Year	
			Number of times on status quo within last two years	If below 15 members appears				If net loss is greater than 20% appears			If no report in 3 months appears in	When more than one year appears in	Number of repeat terms	Notes the officers that do not have an active	If no report at 12 months red			
67396	KOIMARI	03/07/2003	Active	18	0	0	0	0.00%	18		10			N	P,SC	12	\$595.22	
41640	KOKA	06/21/1982	Active	49	3	4	-1	-2.00%	50	3	0		None	P,S,M,VP,SC	23	\$3,323.89		
36180	MIYAKI L C	10/16/1978	Active	40	0	0	0	0.00%	41		9			P,S,T,M,VP SC	0	\$444.20		
24041	NAGASAKI	09/02/1957	Active	32	0	1	-1	-3.03%	34	10	4			P,S,T,M,VP SC	1	\$274.36		
65006	NAGASAKI BASIC	02/15/2002	Active	22	1	1	0	0.00%	22	7	2			N	S,M,SC	0	90+ Days	
Exc Award (06/30/2017)																		
24042	NAGASAKI CHUO	03/10/1964	Active	24	3	6	-3	-11.11%	27	11	6		2	N	VP,SC	0	\$4,092.85	
43576	NAGASAKI DEJIMA	02/09/1984	Active	36	1	1	0	0.00%	37	41	3			P,S,T,M,VP SC	2	\$806.66		
24044	NAGASAKI HIGASHI	04/04/1965	Active	29	1	1	0	0.00%	35	18	2			P,S,T,M,VP SC	21	\$971.72		
24045	NAGASAKI KITA	03/21/1967	Active	19	0	1	-1	-5.00%	21	47	2		2	T,VP,SC	0	\$469.92		
24046	NAGASAKI MINAMI	06/13/1969	Active	96	3	8	-5	-4.95%	101	4	0			P,T,M,VP,SC	0	\$7,579.20		
24043	NAGASAKI MINATO	06/15/1963	Active	29	4	5	-1	-3.33%	38	7	0			P,S,T,M,VP SC	16	\$300.49		
30294	NAGASAKI NISHI	02/21/1975	Active	32	3	3	0	0.00%	34	13	3			P,S,T,M,VP SC	16	\$1,826.72		
140809	Nagasaki Orion	02/11/2020	Active	21	1	1	0	0.00%	21	4	0			N	S,T,SC	0	90+ Days	
88973	NAGASAKI YOUNG	07/21/2005	Active	35	4	0	4	12.90%	30		0			N	P,S,T,M,VP SC	0	90+ Days	
Exc Award (06/30/2017)																		
48933	NAGAYO	10/03/1988	Active	23	0	1	-1	-4.17%	24	8	8			R	P,T,SC	1	\$10,250.98	
59309	NISHIARITA	03/27/1997	Active	37	1	2	-1	-2.63%	37	16	3			N	P,T,SC	12	\$496.46	
104921	OGI TENZAN	03/10/2009	Active	40	5	3	2	5.26%	44	15	1		3	P,M,VP,SC	N/R	\$2,602.54		
32128	OJIKI	04/20/1976	Active	8	0	0	0	0.00%	9		11		15	R	P,S,T,M,VP SC	4	90+ Days	
24052	OMURA	11/27/1964	Active	76	8	7	1	1.33%	74	27	0			T,M,VP,SC	0	\$18,910.21		
38771	OMURA CHUO	06/06/1980	Active	77	6	0	6	8.45%	72		2			N	T,M,SC	12	\$11,653.27	
84382	OMURA ZAKURA	11/04/2004	Active	20	0	4	-4	-16.67%	23	3	4			P,T,M,VP,SC	0	\$1,700.54		
24055	SAGA	01/29/1963	Active	40	7	2	5	14.29%	35	3	2			N	T,M,VP,SC	13	\$509.52	
Exc Award (06/30/2017)																		
24056	SAGA CHUO	07/12/1966	Active	18	0	0	0	0.00%	16		9		None	P,S,T,M,VP SC	24+	\$396.78		



Club Health Assessment for District 337 C through March 2025

			Status	Membership							Reports					Finance	LCIF
Club Number	Club Name	Charter Date		Current Member Count	YTD Members Added	YTD Members Dropped	YTD Net Growth	YTD Net Growth%	Member Count 12 Months Ago	Avg. length of service for dropped members	Months Since Last MMR ***	Yrs. Since Last Officer Report	President Rotation	Vice President Reported ****	Months Since Last Activity Report ***	Account Balance	Donations for current Fiscal Year
			Number of times on status quo within last two years	If below 15 members appears				If net loss is greater than 20% appears			If no report in 3 months appears in	When more than one year appears in	Number of repeat terms	Notes the officers that do not have an active	If no report at 12 months red		
32028	SAGA DAIICHI	04/12/1976	Active	56	2	4	-2	-3.45%	60	7	1			N	T,SC	13	\$5,561.80
67458	SAGA DREAM	03/24/2003	Cancelled(8*)	0	0	13	-13	-100.00%	13	14	3	4	None		P,S,T,M,VP SC	24+	90+ Days
44918	SAGA EIJO	04/15/1985	Active	27	1	1	0	0.00%	25	24	4				P,S,T,VP,SC	13	\$3,248.23
24057	SAGA HAGAKURE	07/19/1970	Active	77	5	1	4	5.48%	76	6	0			N	SC	0	\$9,823.10
32852	SAGA KITA	10/19/1976	Active	18	0	0	0	0.00%	21		9			N	S,T,M,VP,SC	24+	90+ Days
55347	SAGA NISHI	02/22/1994	Active	33	16	2	14	73.68%	23	8	0				P,S,T,M,VP SC	24+	\$300.00
40974	SAGA WAKAKUSU	02/09/1982	Active	29	1	3	-2	-6.45%	31	7	1		None		P,S,T,M,VP SC	24+	90+ Days
24061	SASEBO	02/05/1962	Active	34	2	1	1	3.03%	33	9	5			N	T,SC	2	\$3,834.70
Exc Award (06/30/2017)																	
41857	SASEBO BLUE	09/07/1982	Active	24	1	0	1	4.35%	23		8				M,VP,SC	12	\$1,661.36
24060	SASEBO CHUO	05/20/1964	Active	24	1	0	1	4.35%	26		2			N	M,SC	0	\$1,760.55
Exc Award (06/30/2016)																	
78269	SASEBO EBOSHI	02/18/2004	Active	22	0	0	0	0.00%	29		10	1	None		P,S,T,M,VP SC	24+	90+ Days
Exc Award (06/30/2017)																	
57021	SASEBO GREEN	06/02/1995	Active	30	12	7	5	20.00%	24	6	0		2		M,VP,SC	0	90+ Days
24059	SASEBO HIGASHI	12/03/1966	Active	35	5	7	-2	-5.41%	34	9	2		None		P,T,M,VP,SC	11	\$1,581.32
Exc Award (06/30/2017)																	
31500	SASEBO MINAMI	12/29/1975	Active	14	3	0	3	27.27%	10		5		2		S,T,VP,SC	24+	\$365.83
37901	SASEBO MINATO	12/26/1979	Active	27	5	3	2	8.00%	24	6	0			N	T,SC	4	\$489.18
24058	SASEBO NISHI	04/27/1969	Active	16	0	0	0	0.00%	17		10		None		P,T,M,VP,SC	24+	\$797.64
24063	SHIMABARA	02/05/1958	Active	101	6	3	3	3.06%	99	25	0			N	P,S,M,VP,SC	17	\$5,405.94
24065	TAKAKI KONAGAI	12/11/1966	Active	27	0	0	0	0.00%	27		8				P,T,M,VP,SC	24+	\$198.75
24072	TAKEO	05/29/1969	Active	46	2	0	2	4.55%	48		5			N	P,T,M,VP,SC	0	\$9,607.82
51772	TAKEO CHUO	06/06/1991	Active	33	2	1	1	3.13%	32	33	3			N	SC	0	\$1,779.04
Exc Award (06/30/2017)																	
75937	TAKEO MIFUNE	06/30/2003	Active	8	0	1	-1	-11.11%	10	15	1	5	None		P,S,T,M,VP SC	24+	\$567.63



Club Health Assessment for District 337 C through March 2025

Club Number	Club Name	Charter Date	Status	Membership							Reports					Finance	LCIF
				Current Member Count	YTD Members Added	YTD Members Dropped	YTD Net Growth	YTD Net Growth%	Member Count 12 Months Ago	Avg. length of service for dropped members	Months Since Last MMR ***	Yrs. Since Last Officer Report	President Rotation	Vice President Reported ****	Months Since Last Activity Report ***	Account Balance	Donations for current Fiscal Year
			Number of times on status quo within last two years	If below 15 members appears				If net loss is greater than 20% appears			If no report in 3 months appears in	When more than one year appears in	Number of repeat terms	Notes the officers that do not have an active	If no report at 12 months appears in red		
24071	TAKU	10/23/1966	Active	31	2	3	-1	-3.13%	32	20	2			P,S,T,M,VP SC	2	90+ Days	\$1,885.91
32875	TARAMI	10/26/1976	Active	19	0	2	-2	-9.52%	21	25	8			S,T,M,VP,SC	24+		\$198.75
24068	TOSU	10/10/1960	Active	61	2	3	-1	-1.61%	65	13	0			T,M,VP,SC	0		\$2,751.24
30901	TOSU YOKI	06/10/1975	Active	75	7	1	6	8.70%	67	3	3		N	T,M,SC	1		\$7,199.96
24075	UNZEN OBAMA L C Exc Award (06/30/2017)	03/15/1967	Active	45	2	2	0	0.00%	45	50	0		None	P,S,T,M,VP SC	0	90+ Days	\$7,444.25
24074	URESHINO Exc Award (06/30/2017)	03/22/1964	Active	16	0	0	0	0.00%	15		11	1	None	P,S,T,M,VP SC	9		\$200.00

Clubs Cancelled Previous Fiscal Year – Clubs Cancelled within last 12 months may be reinstated

Club Number	Club Name	Charter Date	Current Status*	Cancellation Date
36954	KAWATANA	04/09/1979	Cancelled(6*)	06/29/2024
24037	MATSUURA	02/01/1965	Cancelled(6*)	06/29/2024

Current Total Clubs Count	YTD New Clubs Count	YTD Cancelled Clubs Count	YTD Net Club Gain	Current Total Members Count	YTD Add	YTD Drop	YTD Net Growth	YTD Net Growth %	Member Count 12 Months Ago	Average Member Count Per Club	% of Clubs with less than 20 members	% No MMR in 3 Months	% No Officer Report in 12 Months	% of Clubs with balance 90+ days	Number of Clubs in Status Quo	% Status Quo Clubs in Financial Suspension	Number of Cancelled Clubs	Average Cancelled Club Age	Members Lost Due to Cancellation	% of Clubs Cancelled for Non-Financial Reasons
70	0	1	-1	2,860	174	149	25	0.88%	2,932	41	16%	44%	6%	17%	0	0%	1	127	13	0%

* - P - Priority Club. Cancellation Reasons: 1-Objectives/conduct, 2-Non-active club, 5-Non-existing club, 6-Disbanding, 7-Merger, 8-Financial Suspension, 9-District/Multiple District Dues.

** - Abbreviation: P-President, S-Secretary, T-Treasurer, M-Member Chairperson, VP-First Vice President, MC-Communications Chairperson, SC-Service Chairperson

*** - Abbreviation: N/R - Never reported using the Lions Clubs website, N/A - Not applicable, No password registered for the Lions Clubs website.

**** - Abbreviation: N - New, IP - Immediate Past, R - Repeat.



Club Health Assessment for District 337 D through March 2025

			Status	Membership							Reports					Finance	LCIF
Club Number	Club Name	Charter Date		Current Member Count	YTD Members Added	YTD Members Dropped	YTD Net Growth	YTD Net Growth%	Member Count 12 Months Ago	Avg. length of service for dropped members	Months Since Last MMR ***	Yrs. Since Last Officer Report	President Rotation	Vice President Reported ****	Months Since Last Activity Report ***	Account Balance	Donations for current Fiscal Year
			Number of times on status quo within last two years	If below 15 members appears				If net loss is greater than 20% appears			If no report in 3 months appears in	When more than one year appears in	Number of repeat terms	Notes the officers that do not have an active	If no report at 12 months red		
Clubs less than two years old																	
157443	Okinawa Peace Medical	03/14/2024	Active	23	2	3	-1	-4.17%	24	1	2		2	S,T,M,VP,SC	N/A		
157278	Okinawa Yui	02/14/2024	Active	32	3	0	3	10.34%	29		2		None	P,M,VP,SC	2		
Clubs more than two years old																	
24380	AIRA	01/18/1969	Active	14	0	0	0	0.00%	14		1		3	S,T,M,VP,SC	3		\$500.01
24382	AKUNE	09/01/1963	Active	25	4	2	2	8.70%	24	16	0			M,VP,SC	3		\$1,300.14
136155	Amami Naze	08/10/2018	Active	18	0	5	-5	-21.74%	23	6	6			P,M,VP,SC	N/R		
24456	AMAMIOSHIMA	11/26/1966	Active	63	0	6	-6	-8.70%	69	14	1			M,VP,SC	17		\$1,080.00
64542	CHATAN	06/30/2001	Active	27	0	0	0	0.00%	27		14			T,M,VP,SC	3		\$1,500.00
24394	FUKIAGE	11/27/1969	Active	21	0	1	-1	-4.55%	23	14	1		N	P,S,T,M,VP SC	9		
24396	GINOWAN HAGOROMO	11/25/1963	Active	23	1	0	1	4.55%	23		8		N	P,S,T,M,VP SC	12		\$360.00
59781	HIOKI CHUO	06/18/1997	Active	20	0	1	-1	-4.76%	21	17	2			P,S,M,VP,SC	24+		
32130	IBUSUKI	04/20/1976	Active	27	4	8	-4	-12.90%	35	11	1			P,M,VP,SC	6		
36028	ICHIKIGO	08/14/1978	Active	7	0	0	0	0.00%	7		14		N	M,SC	13		\$140.24
24467	ISA	10/29/1963	Active	23	3	0	3	15.00%	21		8			P,S,T,M,VP SC	5		\$1,460.00
24403	ISHIKAWA	12/08/1971	Active	43	1	5	-4	-8.51%	47	2	0			S,M,VP,SC	1		\$800.01
Exc Award (06/30/2016, 06/30/2020, 06/30/2024)																	
119602	Itomanhakugin	06/10/2013	Active	28	0	2	-2	-6.67%	29	6	3		N	M,SC	4		\$1,380.01
Exc Award (06/30/2024)																	
24406	IZUMI	07/10/1962	Active	47	3	3	0	0.00%	49	16	0		N	P,S,T,M,VP SC	2		\$1,940.00
36788	KADENA YOMITAN L C	03/05/1979	Active	14	0	0	0	0.00%	13		7			P,T,M,VP,SC	24+		\$700.08
24408	KAGOSHIMA	06/02/1960	Active	45	2	3	-1	-2.17%	53	19	3		N	T,M,VP,SC	5		
24409	KAGOSHIMA CHUO	11/21/1963	Active	33	5	0	5	17.86%	37		1			S,T,M,VP,SC	0		\$5,519.07
Exc Award (06/30/2018)																	
38535	KAGOSHIMA DAI ICHI	05/28/1980	Active	30	4	4	0	0.00%	32	22	1			P,S,T,M,VP	1		\$5,000.01
Exc Award (06/30/2024)																	



Club Health Assessment for District 337 D through March 2025

			Status	Membership							Reports					Finance	LCIF	
Club Number	Club Name	Charter Date		Current Member Count	YTD Members Added	YTD Members Dropped	YTD Net Growth	YTD Net Growth%	Member Count 12 Months Ago	Avg. length of service for dropped members	Months Since Last MMR ***	Yrs. Since Last Officer Report	President Rotation	Vice President Reported ****	Months Since Last Activity Report ***	Account Balance	Donations for current Fiscal Year	
			Number of times on status quo within last two years	If below 15 members appears					If net loss is greater than 20% appears			If no report in 3 months appears in	When more than one year appears in	Number of repeat terms	Notes the officers that do not have an active	If no report at 12 months appears in red		
108578	KAGOSHIMA ISHIN	06/10/2010	Active	24	0	4	-4	-14.29%	31	10	3				M,VP,SC	15		
Exc Award (06/30/2016)																		
64779	KAGOSHIMA KORYO	11/08/2001	Active	8	0	1	-1	-11.11%	10	6	5				M,VP,SC	5		\$160.29
55882	KAGOSHIMA LIBERTY	06/23/1994	Active	22	1	1	0	0.00%	23	30	6			N	P,T,M	2		\$1,700.04
84881	KAGOSHIMA MEIRIN	02/22/2005	Active	11	2	2	0	0.00%	11	0	3				P,T,M,VP,SC	9		\$1,700.00
24411	KAGOSHIMA NANSHU	05/02/1962	Active	46	3	2	1	2.22%	46	7	1			N	T,M,VP,SC	0		\$1,000.00
Exc Award (06/30/2022)																		
48993	KAGOSHIMA REIMEI	10/28/1988	Active	24	1	4	-3	-11.11%	28	28	2			N	P,T,M,SC	0		\$6,000.07
24412	KAGOSHIMA SATSUMA	07/08/1969	Active	45	4	2	2	4.65%	46	22	0				M,VP,SC	16		\$5,150.01
Exc Award (06/30/2019, 06/30/2024)																		
29664	KAGOSHIMA SHIROYAMA	07/24/1974	Active	80	3	2	1	1.27%	82	7	2			N	M,SC	6		\$2,960.00
Exc Award (06/30/2019, 06/30/2020, 06/30/2024)																		
24488	KAGOSHIMA TANIYAMA	06/03/1963	Active	40	12	2	10	33.33%	32	10	1				T,M,VP,SC	1		\$1,560.01
153548	Kagoshima Youth	01/27/2023	Active	19	4	3	1	5.56%	20	2	3			N	S,T,M,SC	N/A		
24415	KANOYA	11/16/1966	Active	41	3	1	2	5.13%	44	8	4			N	P,T,M,VP,SC	1		\$1,100.00
Exc Award (06/30/2016, 06/30/2020)																		
50991	KANOYA DAIICHI	10/02/1990	Active	20	7	2	5	33.33%	12	15	0			N	T,M,SC	4		
24416	KASEDA	05/01/1962	Active	40	4	1	3	8.11%	40	2	0				T,M,VP,SC	24+		\$3,600.01
24414	KAWANABE	03/22/1965	Active	30	3	4	-1	-3.23%	31	5	0			None	P,S,T,M,VP SC	4		
46995	KIKAI	02/23/1987	Active	17	0	3	-3	-15.00%	20	5	0			3	T,M,VP,SC	15		\$1,400.00
24420	KIRISHIMA	11/24/1968	Active	9	0	0	0	0.00%	9		3			7	T,M,VP,SC	11		
141614	Kirishima Mirai	06/01/2020	Active	48	0	2	-2	-4.00%	49	1	3			N	P,T,M,VP,SC	0		\$12,000.00
67061	KIRISHIMA SENIOR	01/14/2003	Active	13	0	0	0	0.00%	14		11				P,S,T,M,VP SC	24+		
24424	KOKUBU HAYATO	11/21/1961	Active	33	4	2	2	6.45%	31	11	2			N	T,M,SC	0		
24432	KUSHIKINO	02/12/1965	Active	43	2	4	-2	-4.44%	42	8	0			N	P,S,T,M,VP SC	1		\$2,900.02
Exc Award (06/30/2024)																		
24437	MAKURAZAKI	10/05/1963	Active	35	3	1	2	6.06%	33	2	0			N	P,S,T,VP,SC	10		\$1,080.01




Club Health Assessment for District 337 D through March 2025

			Status	Membership							Reports					Finance	LCIF
Club Number	Club Name	Charter Date		Current Member Count	YTD Members Added	YTD Members Dropped	YTD Net Growth	YTD Net Growth%	Member Count 12 Months Ago	Avg. length of service for dropped members	Months Since Last MMR ***	Yrs. Since Last Officer Report	President Rotation	Vice President Reported ****	Months Since Last Activity Report ***	Account Balance	Donations for current Fiscal Year
			Number of times on status quo within last two years	If below 15 members appears				If net loss is greater than 20% appears			If no report in 3 months appears in	When more than one year appears in	Number of repeat terms	Notes the officers that do not have an active	If no report at 12 months appears in red		
24444	MIYAKO	03/25/1962	Active	37	1	3	-2	-5.13%	42	8	0		2	M,VP,SC	1		\$2,890.86
	Exc Award (06/30/2020)																
24447	MIYANOJO	03/16/1966	Active	16	0	0	0	0.00%	16		5		2	N	S,T,M,VP,SC	0	\$400.00
	Exc Award (06/30/2024)																
43696	NAGASHIMA	03/07/1984	Active	22	3	2	1	4.76%	21	8	0			P,S,T,M,VP SC	13		\$1,400.00
24452	NAGO	10/24/1961	Active	33	6	6	0	0.00%	35	11	0			P,T,VP,SC	12		
149840	Naha	02/10/2022	Active	29	1	1	0	0.00%	29	3	5			P,S,T,M,VP SC	4		\$1,250.01
24468	OKINAWA	12/18/1958	Active	83	2	2	0	0.00%	82	8	1			M,VP,SC	20		\$20,382.24
	Exc Award (06/30/2016, 06/30/2017, 06/30/2020)																
152924	Okinawa Kakyo	11/09/2022	Active	20	0	0	0	0.00%	20		12		None	P,S,T,M,VP SC	N/A		
24395	OKINAWA KEYSTONE	05/29/1962	Cancelled(6*)	0	0	0	0	0.00%	9		9	2	None	P,S,T,M,VP SC	24+		
138001	Okinawa Peace	04/22/2019	Active	21	0	3	-3	-12.50%	27	2	1			S,M,VP,SC	13		
24466	OKINOERABU L C	11/28/1973	Active	36	5	5	0	0.00%	36	3	0			T,M,VP,SC	10	\$1,765.75	
59061	ONNA	01/30/1997	Active	30	3	3	0	0.00%	30	9	0		N	T,M,SC	0	\$480.09	
49809	SATSUMASENDAI MIRAI	08/15/1989	Active	41	3	2	1	2.50%	41	4	1		N	P,S,M,VP,SC	0	\$2,299.99	
	Exc Award (06/30/2017)																
24480	SENDAI	04/21/1966	Active	35	3	5	-2	-5.41%	40	11	0		None	P,S,T,M,VP SC	0	\$11,547.21	
57950	SENDAI DAIICHI	03/11/1996	Active	27	3	2	1	3.85%	27	3	-1		N	S,T,M	1	\$14,700.21	
96395	SENDAI NADESHIKO	03/02/2006	Active	19	1	1	0	0.00%	19	2	3			VP	0	\$380.00	
24478	SETOUCHI	11/24/1966	Active	30	0	0	0	0.00%	30		12			P,T,M,VP,SC	24+	\$520.00	
24482	SHIBUSHI	08/06/1966	Active	21	0	1	-1	-4.55%	22	43	7			S,T,M,VP,SC	10	\$419.94	
143140	Shimajiri Kasuri	10/08/2020	Active	24	2	1	1	4.35%	23	4	1			T,M,VP,SC	4	\$380.00	
	Exc Award (06/30/2024)																
24453	SHURI CASTLE	03/27/1962	Active	29	3	1	2	7.41%	31	18	2			P,VP,SC	9	\$10,000.00	
24479	SUEYOSHI	05/28/1966	Cancelled(6*)	0	0	16	-16	-100.00%	16	13	4		None	P,S,T,M,VP SC	10		
62830	TAKARABE	02/23/2000	Active	17	0	0	0	0.00%	17		9			M,VP,SC	13	\$660.02	



Club Health Assessment for District 337 D through March 2025

			Status	Membership							Reports					Finance		LCIF
Club Number	Club Name	Charter Date		Current Member Count	YTD Members Added	YTD Members Dropped	YTD Net Growth	YTD Net Growth%	Member Count 12 Months Ago	Avg. length of service for dropped members	Months Since Last MMR ***	Yrs. Since Last Officer Report	President Rotation	Vice President Reported ****	Months Since Last Activity Report ***	Account Balance	Donations for current Fiscal Year	
			Number of times on status quo within last two years	If below 15 members appears				If net loss is greater than 20% appears			If no report in 3 months appears in	When more than one year appears in	Number of repeat terms	Notes the officers that do not have an active	If no report at 12 months appears in red			
24494	TANEGASHIMA L C	10/25/1967	Active	41	0	0	0	0.00%	41		4			T,M,VP,SC	3			
32132	TOGO-SATSUMA L C	04/22/1976	Active	13	0	0	0	0.00%	13		10			N P,S,M,SC	5		\$320.20	
24492	TOKUNOSHIMA	11/25/1966	Active	22	1	1	0	0.00%	23	5	0			M,VP,SC	24			
32656	URASOE	07/19/1976	Active	62	4	7	-3	-4.62%	65	11	1			P,S,M,VP,SC	6		\$2,980.00	
Exc Award (06/30/2021, 06/30/2022, 06/30/20																		
43689	URASOE TEDAKO	03/05/1984	Active	60	5	2	3	5.26%	62	15	0			N M,SC	3		\$2,750.01	
Exc Award (06/30/2017, 06/30/2020, 06/30/20																		
24502	YAEYAMA	03/16/1962	Active	58	15	0	15	34.88%	48		1			P,M,VP,SC	10		\$4,400.00	
Exc Award (06/30/2016, 06/30/2017, 06/30/20																		
41948	YORON	10/05/1982	Active	16	0	0	0	0.00%	16		11			T,M,VP,SC	23			

Clubs Cancelled Previous Fiscal Year – Clubs Cancelled within last 12 months may be reinstated

Club Number	Club Name	Charter Date	Current Status*	Cancellation Date
52742	KAGOSHIMA MINAMI	03/23/1992	Cancelled(6*)	06/29/2024
66296	TOMIGUSUKU	06/28/2002	Cancelled(8*)	12/29/2023

Current Total Clubs Count	YTD New Clubs Count	YTD Cancelled Clubs Count	YTD Net Club Gain	Current Total Members Count	YTD Add	YTD Drop	YTD Net Growth	YTD Net Growth %	Member Count 12 Months Ago	Average Member Count Per Club	% of Clubs with less than 20 members	% No MMR in 3 Months	% No Officer Report in 12 Months	% of Clubs with balance 90+ days	Number of Clubs in Status Quo	% Status Quo Clubs in Financial Suspension	Number of Cancelled Clubs	Average Cancelled Club Age	Members Lost Due to Cancellation	% of Clubs Cancelled for Non-Financial Reasons
67	0	2	-2	2,053	149	150	-1	-0.05%	2,135	31	22%	40%	0%	0%	0	0%	2	87	16	50%

* - P - Priority Club. Cancellation Reasons: 1-Objectives/conduct, 2-Non-active club, 5-Non-existing club, 6-Disbanding, 7-Merger, 8-Financial Suspension, 9-District/Multiple District Dues.

** - Abbreviation: P-President, S-Secretary, T-Treasurer, M-Member Chairperson, VP-First Vice President, MC-Communications Chairperson, SC-Service Chairperson

*** - Abbreviation: N/R - Never reported using the Lions Clubs website, N/A - Not applicable, No password registered for the Lions Clubs website.

**** - Abbreviation: N - New, IP - Immediate Past, R - Repeat.



Club Health Assessment for District 337 E through March 2025

			Status	Membership							Reports					Finance		LCIF
Club Number	Club Name	Charter Date		Current Member Count	YTD Members Added	YTD Members Dropped	YTD Net Growth	YTD Net Growth%	Member Count 12 Months Ago	Avg. length of service for dropped members	Months Since Last MMR ***	Yrs. Since Last Officer Report	President Rotation	Vice President Reported ****	Months Since Last Activity Report ***	Account Balance	Donations for current Fiscal Year	
			Number of times on status quo within last two years	If below 15 members appears				If net loss is greater than 20% appears			If no report in 3 months appears in	When more than one year appears in	Number of repeat terms	Notes the officers that do not have an active	If no report at 12 months red			
Clubs more than two years old																		
24385	AMAKUSA HONDO LC	03/22/1970	Active	70	5	1	4	6.06%	67	3	1			N	S,T,M,VP,SC	6	\$3,417.96	
	Exc Award (06/30/2019)																	
24386	ARAO	10/12/1960	Active	37	2	6	-4	-9.76%	38	10	0				T,M,VP,SC	0	\$3,801.76	
	Exc Award (06/30/2021)																	
24387	ASHIKITA	01/19/1964	Active	31	3	0	3	10.71%	30		1				M,VP,SC	0	\$2,351.95	
	Exc Award (06/30/2022)																	
24388	ASO	03/20/1969	Active	43	0	1	-1	-2.27%	44	24	3			N	P,S,M,SC	0	\$2,372.96	
	Exc Award (06/30/2019)																	
51103	ASO ICHINOMIYA	12/03/1990	Active	14	0	2	-2	-12.50%	15	23	5			N	P,S,T,M,VP SC	7	\$1,019.95	
60935	CHUO	06/23/1998	Active	31	4	1	3	10.71%	28	27	1				M,VP,SC	0	\$572.32	
122832	Higo Higashi	07/25/2014	Active	52	2	5	-3	-5.45%	58	9	1			N	M,VP,SC	2	\$9,860.13	
	Exc Award (06/30/2020)																	
88766	HIGO REIMEI	06/27/2005	Active	44	2	2	0	0.00%	26	10	2			N	SC	6	\$4,566.89	
	Exc Award (06/30/2019, 06/30/2024)																	
24400	HITOYOSHI	02/06/1961	Active	27	3	0	3	12.50%	25		3		2		S,T,M,VP,SC	1	\$3,919.94	
	Exc Award (06/30/2018)																	
50473	JYONAN	04/25/1990	Active	19	0	1	-1	-5.00%	19	2	6				P,S,T,M,VP SC	5	\$1,881.11	
24418	KIKUCHI	02/10/1963	Active	26	2	2	0	0.00%	26	42	1				T,M,VP,SC	8	\$2,701.00	
24422	KOSA	03/18/1969	Active	36	4	3	1	2.86%	35	6	2				T,M,VP,SC	1	\$898.96	
56683	KOSHI	03/21/1995	Active	35	5	6	-1	-2.78%	37	5	3			N	M,SC	6	\$3,818.02	
153822	Kuma Hitoyoshi Yuba	02/28/2023	Active	9	0	0	0	0.00%	16		5				M,VP,SC	2	\$291.07	
24426	KUMAMOTO	08/06/1958	Active	49	3	3	0	0.00%	54	10	0		2	N	T,M,SC	5	\$831.03	
	Exc Award (06/30/2022)																	
42736	KUMAMOTO & OZU	05/16/1983	Active	19	1	0	1	5.56%	19		3				M,VP,SC	0	\$1,889.24	
127518	Kumamoto Aoi	05/16/2016	Active	19	2	1	1	5.56%	20	57	1				S,M,VP,SC	5	\$1,156.72	
24436	KUMAMOTO CASTLE	12/02/1968	Active	33	0	0	0	0.00%	34		9			N	S,SC	4	\$791.35	
	Exc Award (06/30/2017)																	



Club Health Assessment for District 337 E through March 2025

Club Number	Club Name	Charter Date	Status	Membership							Reports					Finance	LCIF
				Current Member Count	YTD Members Added	YTD Members Dropped	YTD Net Growth	YTD Net Growth%	Member Count 12 Months Ago	Avg. length of service for dropped members	Months Since Last MMR ***	Yrs. Since Last Officer Report	President Rotation	Vice President Reported ****	Months Since Last Activity Report ***	Account Balance	Donations for current Fiscal Year
			Number of times on status quo within last two years	If below 15 members appears				If net loss is greater than 20% appears			If no report in 3 months appears in	When more than one year appears in	Number of repeat terms	Notes the officers that do not have an active	If no report at 12 months appears in red		
24428	KUMAMOTO CHUO	01/22/1963	Active	32	1	2	-1	-3.03%	33	8	1			N	M,SC	4	\$698.93
	Exc Award (06/30/2023)																
24431	KUMAMOTO DAI ICHI	09/18/1965	Active	58	4	8	-4	-6.45%	64	1	1				M,VP,SC	5	\$9,086.02
	Exc Award (06/30/2021, 06/30/2022, 06/30/2023)																
84940	KUMAMOTO HAKUMON	03/02/2005	Active	23	1	2	-1	-4.17%	23	17	0				P,T,M,VP,SC	5	\$319.44
116251	KUMAMOTO HEISEI	03/06/2012	Active	86	5	1	4	4.88%	79	1	1				P,S,T,M,VP,SC	6	\$4,503.12
	Exc Award (06/30/2021)																
42735	KUMAMOTO HIGASHI	05/10/1983	Active	23	0	2	-2	-8.00%	25	29	2				M,VP,SC	1	\$2,261.69
37110	KUMAMOTO HINOKUNI	05/14/1979	Active	62	2	1	1	1.64%	62	8	0			N	S,T,M,SC	5	\$5,298.64
	Exc Award (06/30/2017, 06/30/2024)																
85014	KUMAMOTO JOHOKU	03/11/2005	Active	19	1	1	0	0.00%	18	1	3				M,VP,SC	1	\$2,399.33
	Exc Award (06/30/2017, 06/30/2023)																
111705	KUMAMOTO JOTO	07/26/2011	Active	37	1	0	1	2.78%	38		3			N	SC	7	\$1,675.57
	Exc Award (06/30/2017)																
52528	KUMAMOTO KINBO	02/18/1992	Active	29	4	6	-2	-6.45%	31	3	1				S,M,VP,SC	1	\$7,100.50
54316	KUMAMOTO LIBERTY	04/05/1993	Active	10	1	0	1	11.11%	9		4		5		T,M,VP,SC	2	\$917.54
24433	KUMAMOTO MAGNA	01/18/1967	Active	32	3	1	2	6.67%	31	26	7			N	P,M	5	\$2,437.48
	Exc Award (06/30/2023)																
43963	KUMAMOTO MINAMI	05/14/1984	Active	34	1	0	1	3.03%	33		5			R	SC	3	\$6,083.34
	Exc Award (06/30/2023)																
101812	KUMAMOTO OHEKIJO	05/02/2008	Active	48	1	5	-4	-7.69%	54	8	0			N	M,SC	2	\$394.80
31382	KUMAMOTO RINDO	11/21/1975	Active	50	9	4	5	11.11%	46	3	1				M,VP,SC	1	\$6,760.95
43695	KUMAMOTO RYUHO	03/28/1984	Active	21	0	0	0	0.00%	23		7				P,S,M,VP,SC	0	\$1,528.96
	Exc Award (06/30/2021)																
135126	Kumamoto Tashi	06/14/2018	Active	23	0	0	0	0.00%	26		7		2		T,M,VP,SC	3	\$1,899.41
24438	MENDA	10/11/1966	Active	50	3	3	0	0.00%	51	29	0			N	S,T,M,VP,SC	1	\$6,653.68
	Exc Award (06/30/2023)																
24440	MIFUNE	03/01/1970	Active	47	3	3	0	0.00%	49	6	1				M,VP,SC	0	\$2,131.33




Club Health Assessment for District 337 E through March 2025

			Status		Membership							Reports					Finance		LCIF	
Club Number	Club Name	Charter Date			Current Member Count	YTD Members Added	YTD Members Dropped	YTD Net Growth	YTD Net Growth%	Member Count 12 Months Ago	Avg. length of service for dropped members	Months Since Last MMR ***	Yrs. Since Last Officer Report	President Rotation	Vice President Reported ****	Months Since Last Activity Report ***	Account Balance	Donations for current Fiscal Year		
			Number of times on status quo within last two years		If below 15 members appears				If net loss is greater than 20% appears			If no report in 3 months appears in	When more than one year appears in	Number of repeat terms		Notes the officers that do not have an active	If no report at 12 months appears in red			
Exc Award (06/30/2017)																				
24442	MINAMATA	06/01/1960	Active		28	1	1	0	0.00%	27	9	3		2	R	M,VP,SC	0		\$1,647.32	
29975	NAGASUARIAKE	11/27/1974	Active		10	0	2	-2	-16.67%	12	13	2				S,T,M,VP,SC	4		\$351.21	
62920	NISHIKI	03/13/2000	Active		29	4	0	4	16.00%	24		3			N	T,M,VP,SC	7		\$4,219.96	
Exc Award (06/30/2022)																				
41119	OGAWA HIGOOGAWA	03/10/1982	Active		9	0	1	-1	-10.00%	10	24	5		4		T,M,VP,SC	0		\$487.01	
24471	PEARL LINE	06/20/1969	Active		45	6	4	2	4.65%	42	16	0				T,M,VP,SC	4		\$2,722.14	
Exc Award (06/30/2017, 06/30/2019, 06/30/20)																				
24500	TAKAMORI	06/24/1969	Active		19	2	3	-1	-5.00%	23	12	1				P,S,T,M,VP SC	3		\$436.61	
24486	TAMANA	02/18/1962	Active		62	2	6	-4	-6.06%	70	26	0			N	P,M,SC	1		\$1,147.65	
24455	TAMANA SHODAI	10/28/1969	Active		10	0	3	-3	-23.08%	12	5	5			N	T,M,SC	1		\$290.42	
30295	TOMOCHI	02/28/1975	Active		36	1	1	0	0.00%	36	9	4				T,M,VP,SC	2		\$527.40	
24496	UEKI	03/15/1967	Active		31	3	2	1	3.33%	32	24	0				M,VP,SC	0		\$4,317.83	
37400	USHIBUKA	06/12/1979	Active		7	0	0	0	0.00%	7		19				S,M,VP,SC	4		\$311.54	
24499	UTO	04/28/1964	Active		50	7	3	4	8.70%	50	9	0			N	S,M,SC	8		\$14,853.23	
Exc Award (06/30/2017, 06/30/2019, 06/30/20)																				
24503	YAMAGA	02/04/1969	Active		27	2	0	2	8.00%	22		3				P,T,M,VP,SC	7		\$3,919.41	
24501	YAMATO	03/07/1969	Active		16	0	1	-1	-5.88%	18	24	8				S,M,VP,SC	7		\$316.69	
24505	YATSUSHIRO	11/18/1965	Active		9	1	0	1	12.50%	8		7				P,S,T,M,VP SC	8	90+ Days	\$166.77	
24476	YATSUSHIRO KUMAGAWA	12/22/1968	Active		38	1	9	-8	-17.39%	47	10	1				T,M,VP,SC	0		\$1,606.52	
Exc Award (06/30/2023, 06/30/2024)																				
Current Total Clubs Count	YTD New Clubs Count	YTD Cancelled Clubs Count	YTD Net Club Gain	Current Total Members Count	YTD Add	YTD Drop	YTD Net Growth	YTD Net Growth %	Member Count 12 Months Ago	Average Member Count Per Club	% of Clubs with less than 20 members	% No MMR in 3 Months	% No Officer Report in 12 Months	% of Clubs with balance 90+ days	Number of Clubs in Status Quo	% Status Quo Clubs in Financial Suspension	Number of Cancelled Clubs	Average Cancelled Club Age	Members Lost Due to Cancellation	% of Clubs Cancelled for Non-Financial Reasons
52	0	0	0	1,704	108	109	-1	-0.06%	1,726	33	27%	46%	0%	8%	0	0%	0	0	0	0%



Club Health Assessment for District 337 E through March 2025

				Status	Membership						Reports				Finance	LCIF		
Club Number	Club Name	Charter Date			Current	YTD	YTD	YTD	YTD	Member	Avg. length	Months	Yrs. Since	Reports		Months	Account	Donations
					Member Count	Members Added	Members Dropped	Net Growth	Net Growth%	Count 12 Months Ago	of service for dropped members	Since Last MMR ***	Last Officer Report	President Rotation	Vice President Reported ****	Since Last Activity Report ***		
					Number of times on status quo within last two years	If below 15 members appears				If net loss is greater than 20% appears		If no report in 3 months appears in	When more than one year appears in	Number of repeat terms	Notes the officers that do not have an active	If no report at 12 months appears in red		

* - P - Priority Club. Cancellation Reasons: 1-Objectives/conduct, 2-Non-active club, 5-Non-existing club, 6-Disbanding, 7-Merger, 8-Financial Suspension, 9-District/Multiple District Dues.
** - Abbreviation: P-President, S-Secretary, T-Treasurer, M-Member Chairperson, VP-First Vice President, MC-Communications Chairperson, SC-Service Chairperson
*** - Abbreviation: N/R - Never reported using the Lions Clubs website, N/A - Not applicable, No password registered for the Lions Clubs website.
**** - Abbreviation: N - New, IP - Immediate Past, R - Repeat.